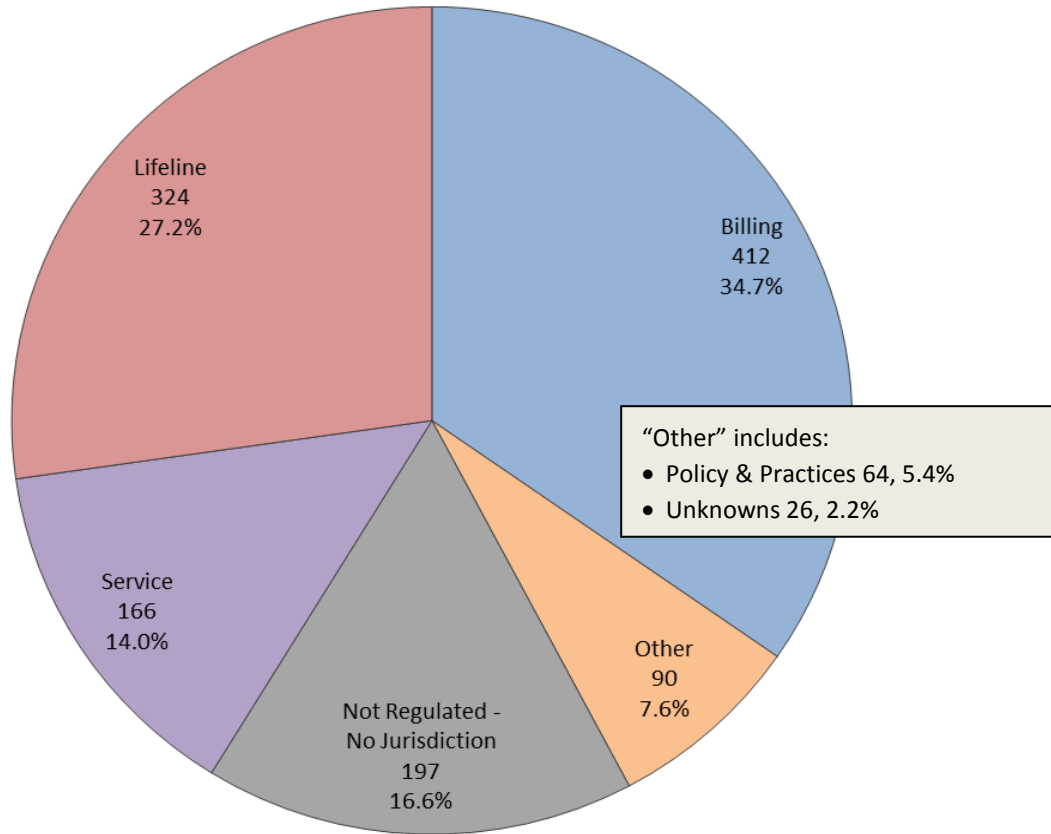


COMMUNICATIONS INDUSTRY Consumer Contacts May 2014



Communications Industry related consumer contacts to CAB for May 2014

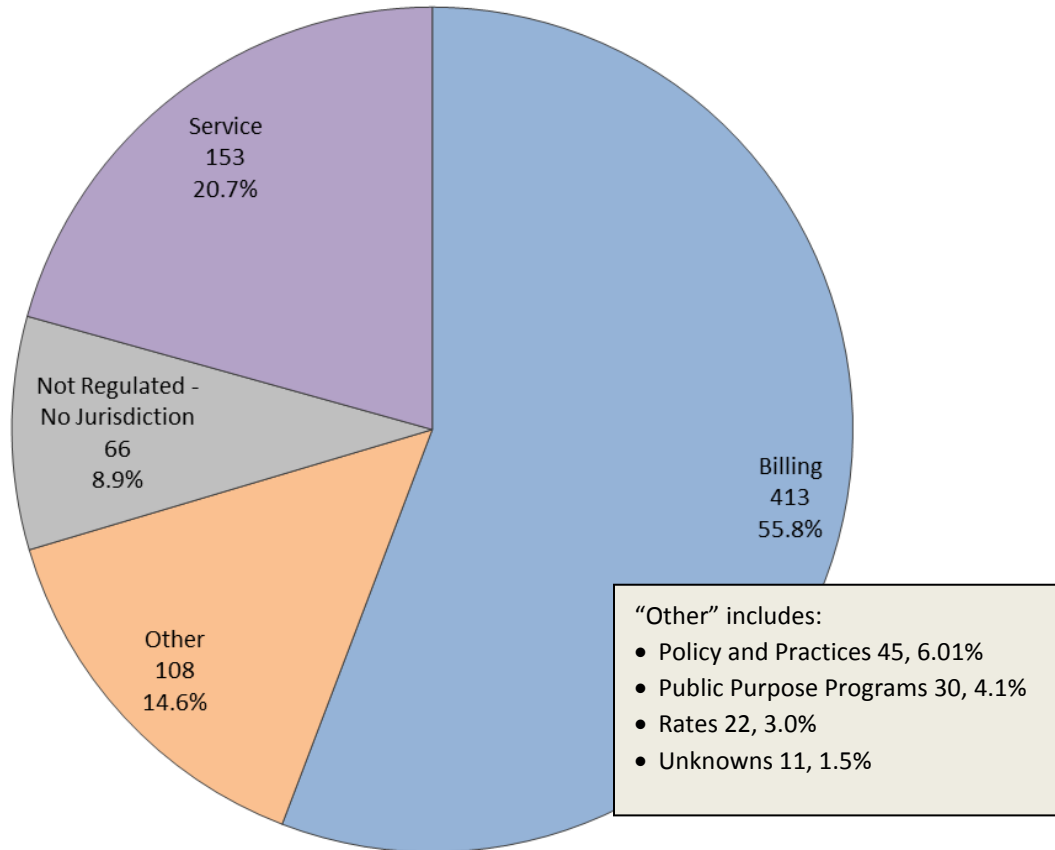
Phone	486
Written	703
Total Contacts	1189

More information on this data can be found through the following links:

- [Table 1](#) reports the total number of Communications Industry related consumer contacts for the period, presented by both utility company and category.
- [Table 2](#) reports the total number of Communications Industry related consumer contacts for the period that require enhanced processing, presented by utility company, category and subcategory.

Table of definitions can be found [here](#).

ENERGY INDUSTRY Consumer Contacts May 2014



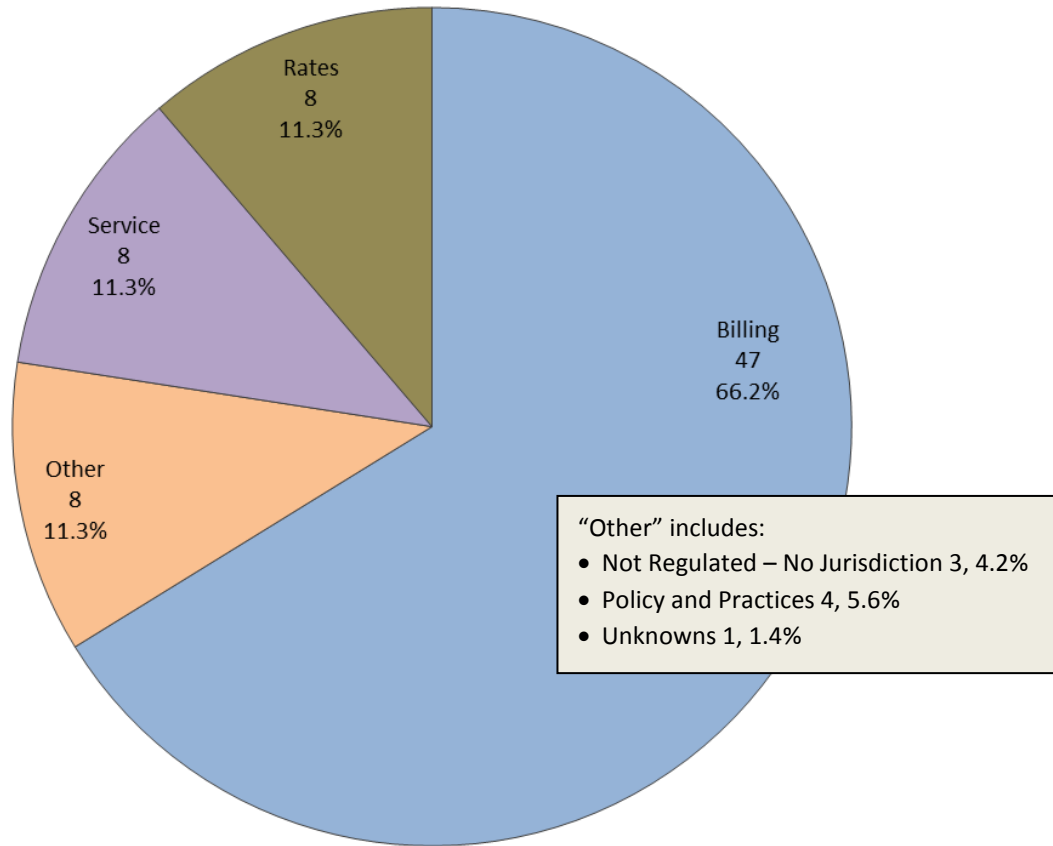
Energy Industry related consumer contacts to CAB for May 2014	
Phone	541
Written	199
Total Contacts	740

More information on this data can be found through the following links:

- [Table 1](#) reports the total number of Energy Industry related consumer contacts for the period, presented by both utility company and category.
- [Table 2](#) reports the total number of Energy Industry related consumer contacts for the period that require enhanced processing, presented by utility company, category and subcategory.

Table of definitions can be found [here](#).

WATER INDUSTRY Consumer Contacts May 2014



Water Industry related consumer contacts to CAB for May 2014

Phone	46
Written	25
Total Contacts	71

More information on this data can be found through the following links:

- [Table 1](#) reports the total number of Water Industry related consumer contacts for the period, presented by both utility company and category.
- [Table 2](#) reports the total number of Water Industry related consumer contacts for the period that require enhanced processing, presented by utility company, category and subcategory.

Table of definitions can be found [here](#).